

Installation Guide for Inventory Scanners



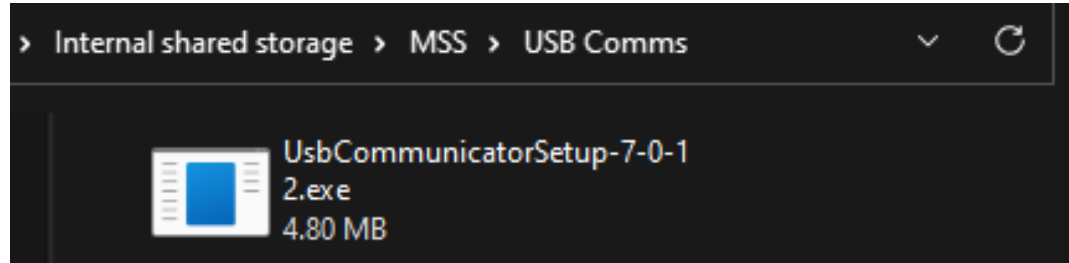
Contents

Install USB Communicator on the PC.....	3
Licensing USB Communicator	3
Configure Settings	4
Troubleshooting	5

Install USB Communicator on the PC.

This software allows the user to retrieve scanned data from the scanner. The installation file can be found in two locations:

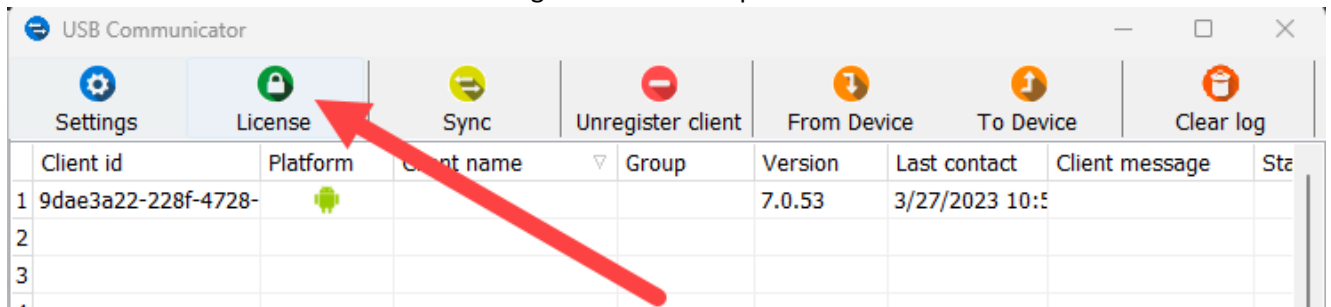
- a. Install from the scanner's memory. The file path is
PC > CK65 > Internal Shared Storage > MSS > USB Comms



- b. Download the latest version from the MSS website under the Downloads Tab:
<https://www.mss-software.com/shop/USB-COM~Android+USB+Communicator.htm>

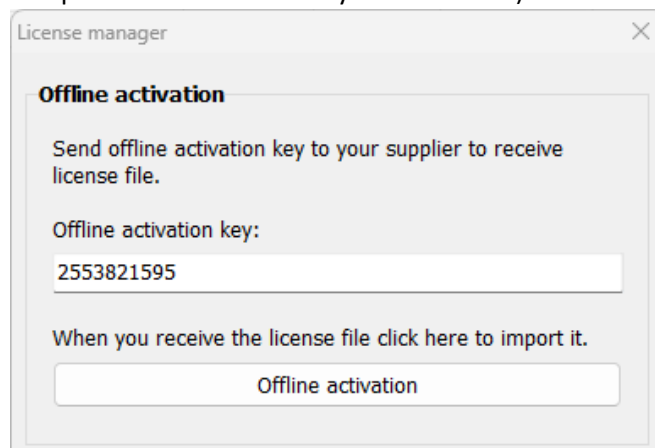
Licensing USB Communicator

Launch USB Communicator and click on the green "License" option in the menu bar.



Licensing can be done either Offline or Online:

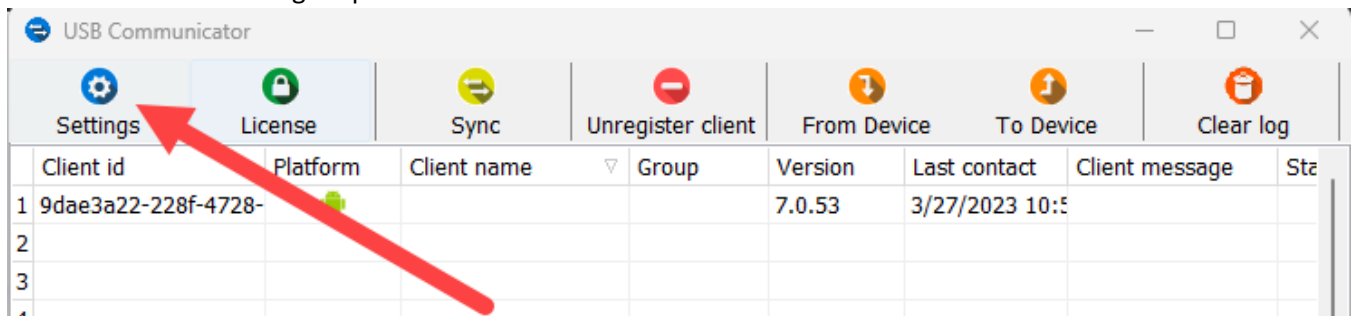
- a. Offline activation: Get a physical license file from MSS Software (Offline activation key for each USB communicator instance must be provided to MSS to receive licensing file. Sample offline activation key shown below)



- b. **Online activation:** Users with access to the Internet may choose the online activation method. This may not be possible if your network permissions disallow communication outside of your network. If online activation is not possible, you must use the offline activation method.

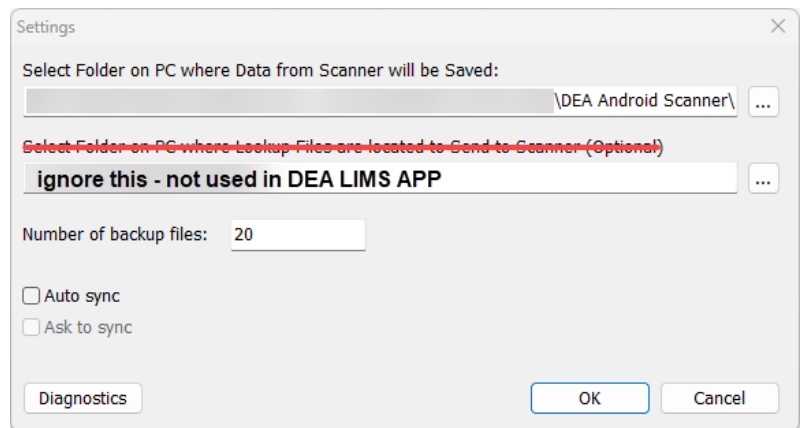
Configure Settings

Click on the blue “Settings” option in the menu bar.

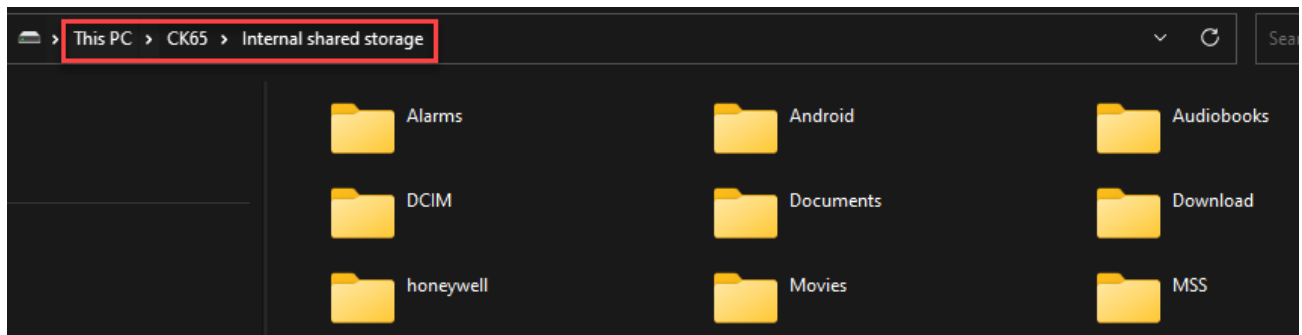


- a. Verify the file path titled “Select Folder on PC where Data from Scanner will be Saved” is pointing to the correct file directory.

Ensure the scanners have been whitelisted on the PC’s workstation security settings so that they can communicate with them. Otherwise, security applications such as McAfee will disallow communication via the USB port.



A way to test communication between the PC and Scanner is to open the File Explorer on the PC and verify you can view the Scanner and its internal shared storage folders.



Refer to the User Guide for detailed instructions on how to test communication between USB Communicator and the Scanner. User Guide can be accessed here: www.mss-software.com//shop/government_solutions/MDC-CK6XFK~DEA+LIMS+Scanner+Kit.htm

Troubleshooting

Product support and FAQs may be found at the product page. Visit www.mss-software.com for more assistance.